



# tGudy - manual



## table of contents

Template includes.....	2
Install.....	2
Extract delivered archive.....	2
Install extensions.....	2
Import t3d file.....	3
News: tt_news.....	4
Layouts (backend_layouts).....	4
Page configuration.....	5
available variables and parameter.....	6
Footer.....	6
Content elements layouts.....	6
Tables.....	7
Header Layout.....	7
Table Layout.....	8
Compare Tables.....	8
Layouts.....	8
Listings.....	9
Frames.....	10
Multicolumn frames.....	10
Boxes.....	10
Buttons.....	11
Submenu.....	11
Toggle-Box.....	12
Header.....	13
Postits.....	13
Header: Content cycle.....	14
Page Layouts and grids (multicolumns).....	15
Columns in content.....	15
Same height of content elements in columns.....	16
TYPO3 (fast tutorial).....	16
Create a new page.....	16
Add new content to page.....	18

## Template includes

- basic page tree including example content elements
- Typoscript Template and TSConfig (RTE Editor, ..)
- all HTML/JS/CSS Files and Libraries (jQuery, Fancybox, jQuery Cycle, 960gs, ..)
- Exported t3d file, to import a fully working site
- Configured Extensions: [tt\\_news](#), [multicolumn](#)
- basic extension which holds all important template files and configs

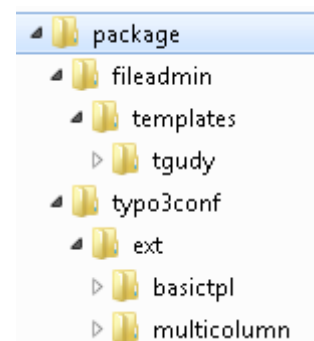
## Install

You should already have a running TYPO3 System on Version 4.5, some older should work too but not tested yet. The archive contains all necessary files and a simple site structure to get a working page tree out of the box.

1. [Extract the downloaded archiv](#) file to *fileadmin* folder of your running TYPO3 system
2. [Install extensions](#)
3. [Import the t3x](#) file to get a running page structure
4. [Edit Template Constants](#) to match your environment
5. Change [Page Ids](#) and [Object Ids](#) to match new site structure
6. Replace example content and [create own one](#)

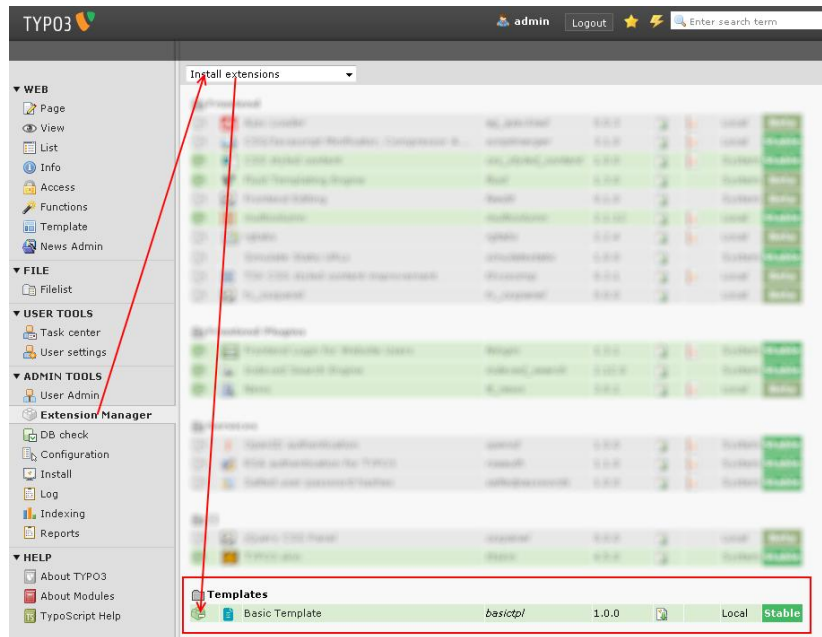
### **Extract delivered archive**

All files must put in the TYPO3 root directory of your TYPO3 Installation. The *Templates* folder contains all HTML and CSS files to customize. In the *fileadmin* directory you found t3d files give you a simple page structure and examples to get started.



### **Install extensions**

To simply update template and configurations all files are delivered as a TYPO3 extension (*basictpl*). All additional files to customize are placed into the *fileadmin* directory. Therefore you need to install the the extension with the help the the “Extension Manager”. Also install *multicolumn*.



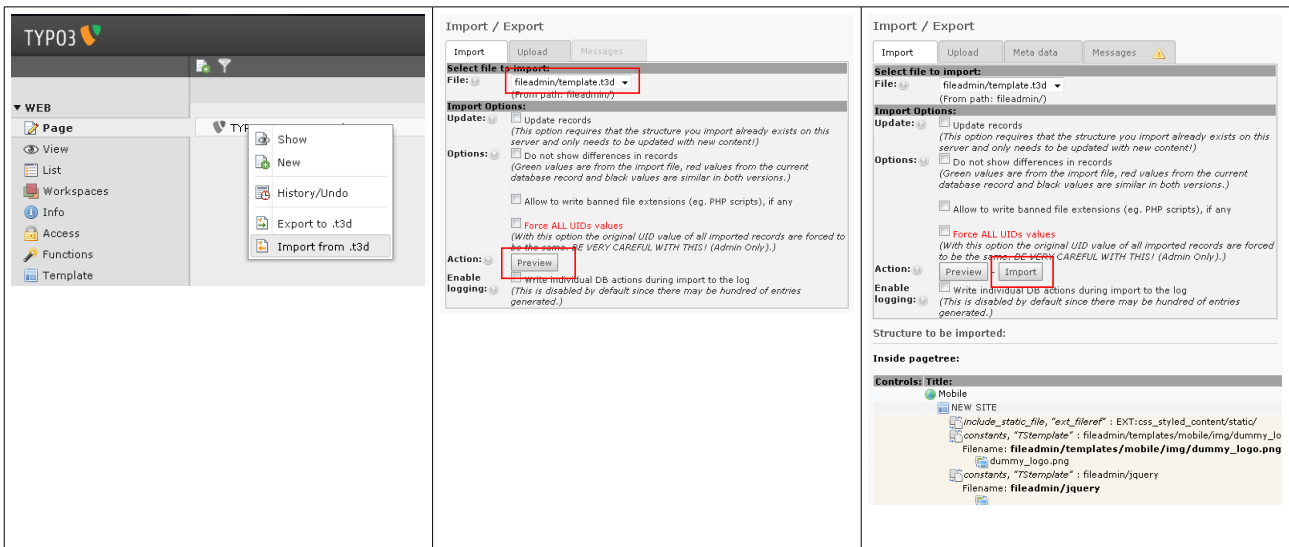
multicolumn	multicolumn	2.1.12	Local	Stable
-------------	-------------	--------	-------	--------

### Import t3d file

To start working with this template you only need to import the t3d file. It provides a complete page tree and example content.

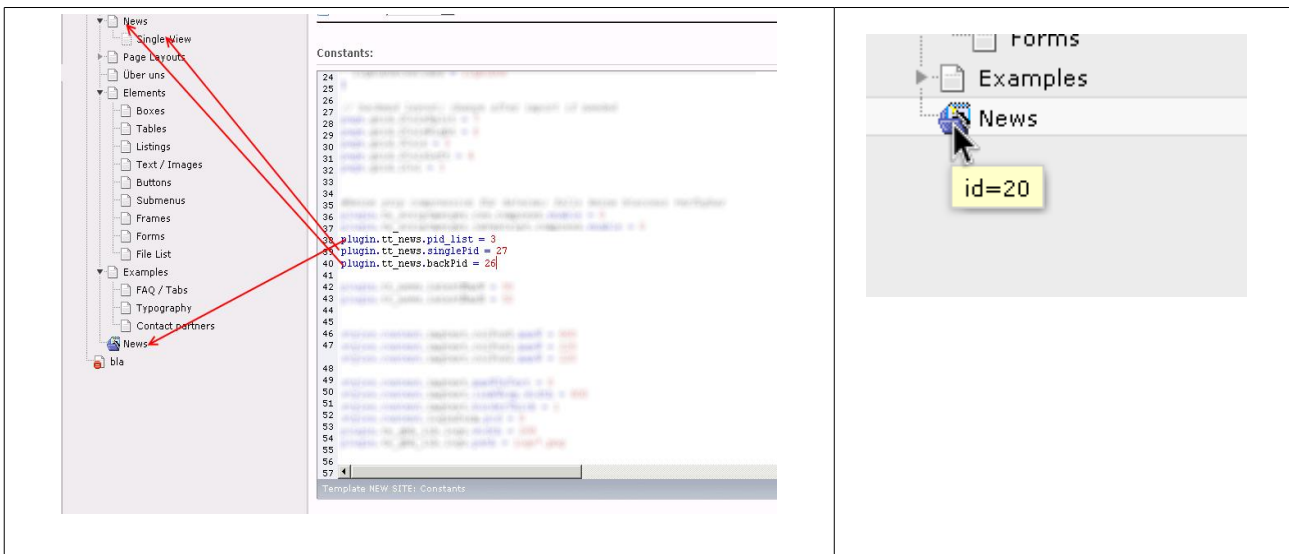
**tgudy\_example\_page.t3d** = Only the root page with preconfigured typoscript, tsconfig and constants.

**tgudy\_full\_with\_example.t3d** = Full site with example pages, site structure, content and all needed stuff.



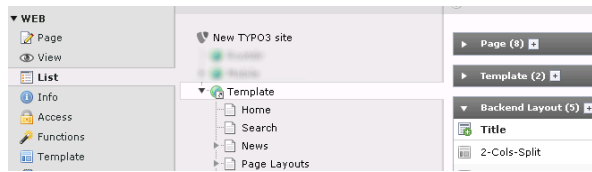
## News: tt\_news

After you imported the delivered file and you want use tt\_news items please check and edit the new page id on the [constants editor](#)



## Layouts (backend\_layouts)

After import the file check if the its of the *backend\_layouts* ids match the the constants values. Is should only happens if you already used some backend\_layouts before, so it works fine on a clean TYPO3 installation.



Backend Layout (5)			
Title			[Ref]
2-Cols-Split			4
id=5 Cols-Right			3
3-Cols			3
2-Cols-Left			1
1-Col			2

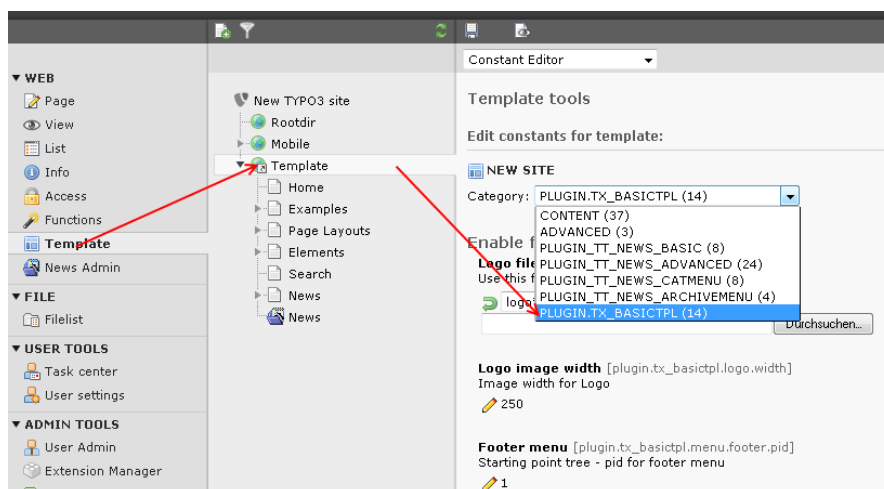
```

page.grid.2ColsSplit = 5
page.grid.2ColsRight = 4
page.grid.3Cols = 3
page.grid.2ColsLeft = 2
page.grid.1Col = 1
    
```

## Page configuration

With the help of the TYPO3 “Content Editor” you can edit page config like logo and color schema. You can find all available parameter in the *Template* of the Rootpage. Following this steps to open the “Content Editor”.

**You should change the BaseURL, so the system knows your site url!**

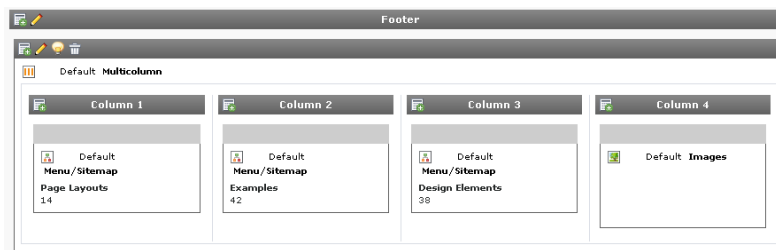


## ***available variables and parameter***

- **Edit BaseURL**
- Change the color schema
- effect of content cycle in header
- upload a logo
- set width of logo
- set website language
- font type

## ***Footer***

You should configure the page footer on the root site, because its “slides down” in page structure. If you want a different footer on one page only, simply overwrite it with other stuff.



## **Content elements layouts**

Every content element on TYPO3 can have a different *Layout styles*. This template provide many predefined styles on the common elements

## Tables

### Implemented Functions:

- You can select Layout: *default, Layout 1, Layout 2*
- “Use Table Footer” to set last table row as footer
- “Table Header Position” set where table headers row should be displayed

Edit Page Content "default Layout: Header/Footer" on page "Tables"

General Table Access

**Layout:**

- Layout 2
- List Layout 2
- List Layout 3
- List Layout 4
- List Layout 5
- List Layout 6
- Box Default
- Box Error
- Box Tick
- Box Info
- Box Warning
- Table Layout 1
- Table Layout 2
- Table Layout 3
- Submenu Layout 1
- Submenu Layout 2
- Submenu Layout 3
- Submenu Layout 4
- Table-Compare 1
- Table-Compare 2
- Table-Compare 3

Cellspacing: Cellpadding:

**Plugin Options**

Accessibility CSV parsing

Table Caption  
Your Table Caption: Our nice pricing table

Table Summary  
Table Summary

Use Table Footer (wrap last row with <tfoot> tags)  
 Enabled

Table Header Position  
Top

No CSS styles for this table

Additional CSS Class

## Header Layout

You can define how table headers should be displayed.

Table Header Position = „None“	Disable headers						
Table Header Position = „Left“	<table border="1"> <tr> <td>Price</td> <td>13.000 EUR</td> </tr> <tr> <td>Features</td> <td>Lorem ipsum</td> </tr> <tr> <td>More Text</td> <td>Lorem ipsum</td> </tr> </table>	Price	13.000 EUR	Features	Lorem ipsum	More Text	Lorem ipsum
Price	13.000 EUR						
Features	Lorem ipsum						
More Text	Lorem ipsum						
Table Header Position = „Top“	<p>Table Layout:1 Header/Footer</p> <p>Your Table Caption: Our nice pricing table</p> <table border="1"> <thead> <tr> <th>Price</th> <th>Features</th> <th>All</th> </tr> </thead> <tbody> <tr> <td>10 €</td> <td>Lorem ipsum dolor sit amet, consectetur adipiscing elit. Nullam id porta tellus</td> <td>Duis et metus arcu. Vivamus sit amet augue a ante suscipit iaculis</td> </tr> </tbody> </table>	Price	Features	All	10 €	Lorem ipsum dolor sit amet, consectetur adipiscing elit. Nullam id porta tellus	Duis et metus arcu. Vivamus sit amet augue a ante suscipit iaculis
Price	Features	All					
10 €	Lorem ipsum dolor sit amet, consectetur adipiscing elit. Nullam id porta tellus	Duis et metus arcu. Vivamus sit amet augue a ante suscipit iaculis					

## Table Layout

<p><b>default Layout: Header/Footer</b></p> <p>Your Table Caption: Our nice pricing table</p> <table border="1"> <thead> <tr> <th>Price</th> <th>Features</th> <th>All</th> </tr> </thead> <tbody> <tr> <td>10 €</td> <td>Lorem ipsum dolor sit amet, consectetur adipiscing elit. Nullam id porta tellus</td> <td>Duis et metus arcu. Vivamus sit amet augue a ante suscipit iaculis</td> </tr> <tr> <td>33 €</td> <td>Lorem ipsum dolor sit amet, consectetur adipiscing elit. Nullam id porta tellus</td> <td>Duis et metus arcu. Vivamus sit amet augue a ante suscipit iaculis</td> </tr> <tr> <td>44 €</td> <td>Lorem ipsum dolor sit amet, consectetur adipiscing elit. Nullam id porta tellus</td> <td>Duis et metus arcu. Vivamus sit amet augue a ante suscipit iaculis</td> </tr> <tr> <td>44 €</td> <td>Lorem ipsum dolor sit amet, consectetur adipiscing elit. Nullam id porta tellus</td> <td>Duis et metus arcu. Vivamus sit amet augue a ante suscipit iaculis</td> </tr> <tr> <td>Overall: 10 €</td> <td>Footer here</td> <td>Text more</td> </tr> </tbody> </table> <p><b>default</b></p>	Price	Features	All	10 €	Lorem ipsum dolor sit amet, consectetur adipiscing elit. Nullam id porta tellus	Duis et metus arcu. Vivamus sit amet augue a ante suscipit iaculis	33 €	Lorem ipsum dolor sit amet, consectetur adipiscing elit. Nullam id porta tellus	Duis et metus arcu. Vivamus sit amet augue a ante suscipit iaculis	44 €	Lorem ipsum dolor sit amet, consectetur adipiscing elit. Nullam id porta tellus	Duis et metus arcu. Vivamus sit amet augue a ante suscipit iaculis	44 €	Lorem ipsum dolor sit amet, consectetur adipiscing elit. Nullam id porta tellus	Duis et metus arcu. Vivamus sit amet augue a ante suscipit iaculis	Overall: 10 €	Footer here	Text more	<p><b>Table Layout:1 Header/Footer</b></p> <p>Your Table Caption: Our nice pricing table</p> <table border="1"> <thead> <tr> <th>Price</th> <th>Features</th> <th>All</th> </tr> </thead> <tbody> <tr> <td>10 €</td> <td>Lorem ipsum dolor sit amet, consectetur adipiscing elit. Nullam id porta tellus</td> <td>Duis et metus arcu. Vivamus sit amet augue a ante suscipit iaculis</td> </tr> <tr> <td>33 €</td> <td>Lorem ipsum dolor sit amet, consectetur adipiscing elit. Nullam id porta tellus</td> <td>Duis et metus arcu. Vivamus sit amet augue a ante suscipit iaculis</td> </tr> <tr> <td>44 €</td> <td>Lorem ipsum dolor sit amet, consectetur adipiscing elit. Nullam id porta tellus</td> <td>Duis et metus arcu. Vivamus sit amet augue a ante suscipit iaculis</td> </tr> <tr> <td>44 €</td> <td>Lorem ipsum dolor sit amet, consectetur adipiscing elit. Nullam id porta tellus</td> <td>Duis et metus arcu. Vivamus sit amet augue a ante suscipit iaculis</td> </tr> <tr> <td>Overall: 10 €</td> <td>Footer here</td> <td>Text more</td> </tr> </tbody> </table> <p><b>Layout 1</b></p>	Price	Features	All	10 €	Lorem ipsum dolor sit amet, consectetur adipiscing elit. Nullam id porta tellus	Duis et metus arcu. Vivamus sit amet augue a ante suscipit iaculis	33 €	Lorem ipsum dolor sit amet, consectetur adipiscing elit. Nullam id porta tellus	Duis et metus arcu. Vivamus sit amet augue a ante suscipit iaculis	44 €	Lorem ipsum dolor sit amet, consectetur adipiscing elit. Nullam id porta tellus	Duis et metus arcu. Vivamus sit amet augue a ante suscipit iaculis	44 €	Lorem ipsum dolor sit amet, consectetur adipiscing elit. Nullam id porta tellus	Duis et metus arcu. Vivamus sit amet augue a ante suscipit iaculis	Overall: 10 €	Footer here	Text more
Price	Features	All																																			
10 €	Lorem ipsum dolor sit amet, consectetur adipiscing elit. Nullam id porta tellus	Duis et metus arcu. Vivamus sit amet augue a ante suscipit iaculis																																			
33 €	Lorem ipsum dolor sit amet, consectetur adipiscing elit. Nullam id porta tellus	Duis et metus arcu. Vivamus sit amet augue a ante suscipit iaculis																																			
44 €	Lorem ipsum dolor sit amet, consectetur adipiscing elit. Nullam id porta tellus	Duis et metus arcu. Vivamus sit amet augue a ante suscipit iaculis																																			
44 €	Lorem ipsum dolor sit amet, consectetur adipiscing elit. Nullam id porta tellus	Duis et metus arcu. Vivamus sit amet augue a ante suscipit iaculis																																			
Overall: 10 €	Footer here	Text more																																			
Price	Features	All																																			
10 €	Lorem ipsum dolor sit amet, consectetur adipiscing elit. Nullam id porta tellus	Duis et metus arcu. Vivamus sit amet augue a ante suscipit iaculis																																			
33 €	Lorem ipsum dolor sit amet, consectetur adipiscing elit. Nullam id porta tellus	Duis et metus arcu. Vivamus sit amet augue a ante suscipit iaculis																																			
44 €	Lorem ipsum dolor sit amet, consectetur adipiscing elit. Nullam id porta tellus	Duis et metus arcu. Vivamus sit amet augue a ante suscipit iaculis																																			
44 €	Lorem ipsum dolor sit amet, consectetur adipiscing elit. Nullam id porta tellus	Duis et metus arcu. Vivamus sit amet augue a ante suscipit iaculis																																			
Overall: 10 €	Footer here	Text more																																			
<p><b>Table Layout:2 Header/Footer</b></p> <p>Your Table Caption: Our nice pricing table</p> <table border="1"> <thead> <tr> <th>Price</th> <th>Features</th> <th>All</th> </tr> </thead> <tbody> <tr> <td>10 €</td> <td>Lorem ipsum dolor sit amet, consectetur adipiscing elit. Nullam id porta tellus</td> <td>Duis et metus arcu. Vivamus sit amet augue a ante suscipit iaculis</td> </tr> <tr> <td>33 €</td> <td>Lorem ipsum dolor sit amet, consectetur adipiscing elit. Nullam id porta tellus</td> <td>Duis et metus arcu. Vivamus sit amet augue a ante suscipit iaculis</td> </tr> <tr> <td>44 €</td> <td>Lorem ipsum dolor sit amet, consectetur adipiscing elit. Nullam id porta tellus</td> <td>Duis et metus arcu. Vivamus sit amet augue a ante suscipit iaculis</td> </tr> <tr> <td>44 €</td> <td>Lorem ipsum dolor sit amet, consectetur adipiscing elit. Nullam id porta tellus</td> <td>Duis et metus arcu. Vivamus sit amet augue a ante suscipit iaculis</td> </tr> <tr> <td>Overall: 10 €</td> <td>Footer here</td> <td>Text more</td> </tr> </tbody> </table> <p><b>Layout 2</b></p>	Price	Features	All	10 €	Lorem ipsum dolor sit amet, consectetur adipiscing elit. Nullam id porta tellus	Duis et metus arcu. Vivamus sit amet augue a ante suscipit iaculis	33 €	Lorem ipsum dolor sit amet, consectetur adipiscing elit. Nullam id porta tellus	Duis et metus arcu. Vivamus sit amet augue a ante suscipit iaculis	44 €	Lorem ipsum dolor sit amet, consectetur adipiscing elit. Nullam id porta tellus	Duis et metus arcu. Vivamus sit amet augue a ante suscipit iaculis	44 €	Lorem ipsum dolor sit amet, consectetur adipiscing elit. Nullam id porta tellus	Duis et metus arcu. Vivamus sit amet augue a ante suscipit iaculis	Overall: 10 €	Footer here	Text more	<p><b>Layout 3: Header/Footer</b></p> <p>Your Table Caption: Our nice pricing table</p> <table border="1"> <thead> <tr> <th>PRICE</th> <th>FEATURES</th> <th>ALL</th> </tr> </thead> <tbody> <tr> <td>10 €</td> <td>Lorem ipsum dolor sit amet, consectetur adipiscing elit. Nullam id porta tellus</td> <td>Duis et metus arcu. Vivamus sit amet augue a ante suscipit iaculis</td> </tr> <tr> <td>33 €</td> <td>Lorem ipsum dolor sit amet, consectetur adipiscing elit. Nullam id porta tellus</td> <td>Duis et metus arcu. Vivamus sit amet augue a ante suscipit iaculis</td> </tr> <tr> <td>44 €</td> <td>Lorem ipsum dolor sit amet, consectetur adipiscing elit. Nullam id porta tellus</td> <td>Duis et metus arcu. Vivamus sit amet augue a ante suscipit iaculis</td> </tr> <tr> <td>44 €</td> <td>Lorem ipsum dolor sit amet, consectetur adipiscing elit. Nullam id porta tellus</td> <td>Duis et metus arcu. Vivamus sit amet augue a ante suscipit iaculis</td> </tr> <tr> <td>Overall: 10 €</td> <td>Footer here</td> <td>Text more</td> </tr> </tbody> </table> <p><b>Layout 3</b></p>	PRICE	FEATURES	ALL	10 €	Lorem ipsum dolor sit amet, consectetur adipiscing elit. Nullam id porta tellus	Duis et metus arcu. Vivamus sit amet augue a ante suscipit iaculis	33 €	Lorem ipsum dolor sit amet, consectetur adipiscing elit. Nullam id porta tellus	Duis et metus arcu. Vivamus sit amet augue a ante suscipit iaculis	44 €	Lorem ipsum dolor sit amet, consectetur adipiscing elit. Nullam id porta tellus	Duis et metus arcu. Vivamus sit amet augue a ante suscipit iaculis	44 €	Lorem ipsum dolor sit amet, consectetur adipiscing elit. Nullam id porta tellus	Duis et metus arcu. Vivamus sit amet augue a ante suscipit iaculis	Overall: 10 €	Footer here	Text more
Price	Features	All																																			
10 €	Lorem ipsum dolor sit amet, consectetur adipiscing elit. Nullam id porta tellus	Duis et metus arcu. Vivamus sit amet augue a ante suscipit iaculis																																			
33 €	Lorem ipsum dolor sit amet, consectetur adipiscing elit. Nullam id porta tellus	Duis et metus arcu. Vivamus sit amet augue a ante suscipit iaculis																																			
44 €	Lorem ipsum dolor sit amet, consectetur adipiscing elit. Nullam id porta tellus	Duis et metus arcu. Vivamus sit amet augue a ante suscipit iaculis																																			
44 €	Lorem ipsum dolor sit amet, consectetur adipiscing elit. Nullam id porta tellus	Duis et metus arcu. Vivamus sit amet augue a ante suscipit iaculis																																			
Overall: 10 €	Footer here	Text more																																			
PRICE	FEATURES	ALL																																			
10 €	Lorem ipsum dolor sit amet, consectetur adipiscing elit. Nullam id porta tellus	Duis et metus arcu. Vivamus sit amet augue a ante suscipit iaculis																																			
33 €	Lorem ipsum dolor sit amet, consectetur adipiscing elit. Nullam id porta tellus	Duis et metus arcu. Vivamus sit amet augue a ante suscipit iaculis																																			
44 €	Lorem ipsum dolor sit amet, consectetur adipiscing elit. Nullam id porta tellus	Duis et metus arcu. Vivamus sit amet augue a ante suscipit iaculis																																			
44 €	Lorem ipsum dolor sit amet, consectetur adipiscing elit. Nullam id porta tellus	Duis et metus arcu. Vivamus sit amet augue a ante suscipit iaculis																																			
Overall: 10 €	Footer here	Text more																																			

## Compare Tables

„Compare Tables“ are extended tables with simple icons. Single chars will be replaced with icons, normal text is also possible.

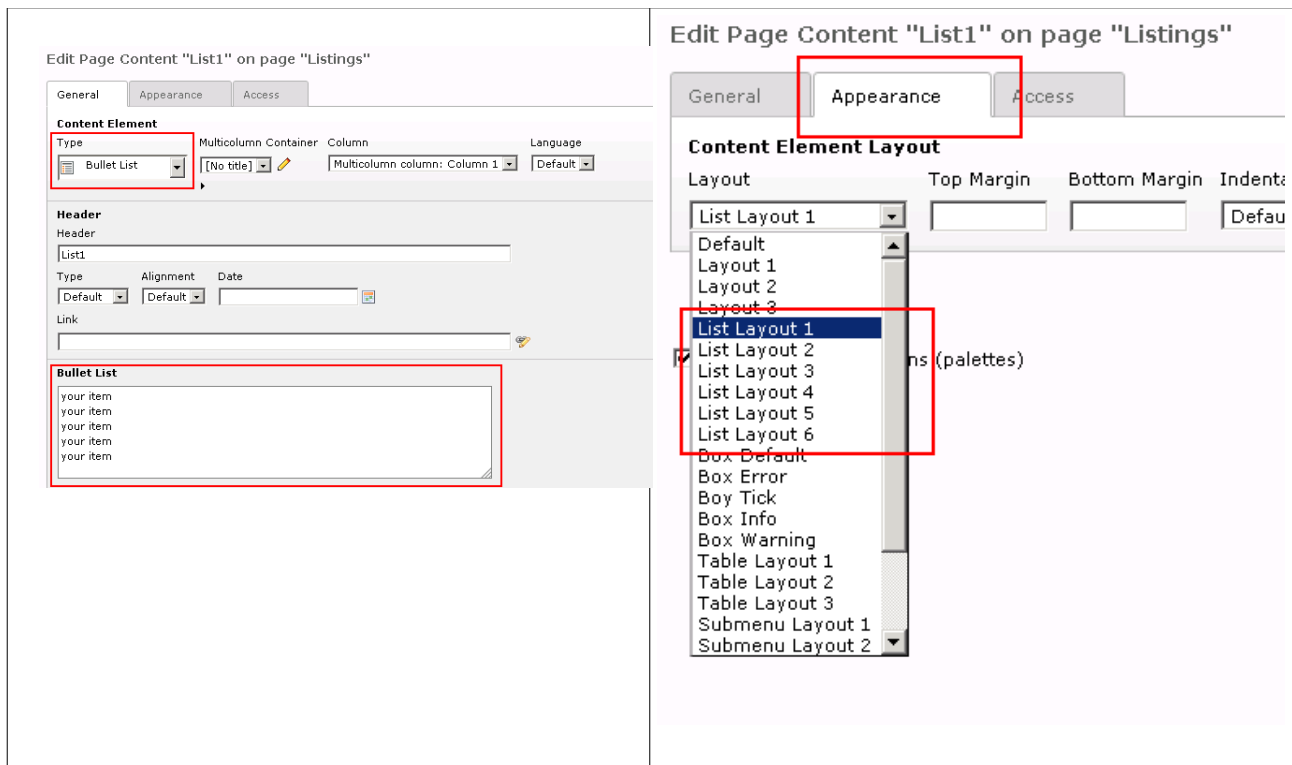
## Layouts

<p><b>Use + – to get icons in your table</b></p> <pre> Free Premium Pro Read it + + + Write it + + - Delete it + + + All   +</pre>	<p><b>Compare: Layout 1</b></p> <p>Your Table Caption: Our nice pricing table</p> <table border="1"> <thead> <tr> <th></th> <th>Free</th> <th>Premium</th> <th>Pro</th> </tr> </thead> <tbody> <tr> <td>Read it</td> <td>✓</td> <td>✓</td> <td>✓</td> </tr> <tr> <td>Write it</td> <td>✓</td> <td>✓</td> <td>✗</td> </tr> <tr> <td>Delete it</td> <td>✓</td> <td></td> <td>✓</td> </tr> <tr> <td>All</td> <td></td> <td></td> <td>✓</td> </tr> </tbody> </table>		Free	Premium	Pro	Read it	✓	✓	✓	Write it	✓	✓	✗	Delete it	✓		✓	All			✓
	Free	Premium	Pro																		
Read it	✓	✓	✓																		
Write it	✓	✓	✗																		
Delete it	✓		✓																		
All			✓																		
<p><b>Use + 0 – to get icons in your table</b></p> <pre> Free Premium Pro Read it + + 0 Write it 0 0 + Delete it - 0 + All   some text</pre>	<p><b>Compare: Layout 2</b></p> <p>compare table including additional style</p> <table border="1"> <thead> <tr> <th></th> <th>Free</th> <th>Premium</th> <th>Pro</th> </tr> </thead> <tbody> <tr> <td>Read it</td> <td>●</td> <td>●</td> <td>●</td> </tr> <tr> <td>Write it</td> <td>●</td> <td>●</td> <td>●</td> </tr> <tr> <td>Delete it</td> <td>●</td> <td>●</td> <td>●</td> </tr> <tr> <td>All</td> <td></td> <td></td> <td>some text</td> </tr> </tbody> </table>		Free	Premium	Pro	Read it	●	●	●	Write it	●	●	●	Delete it	●	●	●	All			some text
	Free	Premium	Pro																		
Read it	●	●	●																		
Write it	●	●	●																		
Delete it	●	●	●																		
All			some text																		

You can also use the **Layouts of the normal tables**. Use the Field *Additional CSS Class* and add a class to the compare table. Use e.g. *contenttable-52*; all table layouts start on *contenttable-51*

counter forward to get the other layouts.

## Listings



### List1

- ✓ your item
- ✓ your item
- ✓ your item
- ✓ your item
- ✓ your item

### default

- your default item
- your default item
- your default item
- your default item
- your default item

### List2

- > your default item
- > your default item
- > your default item
- > your default item
- > your default item

### List5

- ☑ your default item
- ☑ your default item
- ☑ your default item
- ☑ your default item
- ☑ your default item

### List4

- ✦ your default item
- ✦ your default item
- ✦ your default item
- ✦ your default item
- ✦ your default item

### List3

- your default item
- your default item
- your default item
- your default item
- your default item

### List6

- your item
- your item
- your item
- your item
- your item

## Frames

Edit Page Content "List1" on page "Listings"

General Appearance Access

**Content Element Layout**

Layout Top Margin Bottom Margin Indentation and Frames

List Layout 1 [ ] [ ] Default Frame

Show secondary options (palettes)

**Frame Background**

Lorem ipsum dolor sit amet, consectetur adipiscing elit. Proin auctor hendrerit turpis. Cum sociis natoque penatibus et magnis dis parturient montes, nascetur ridiculus mus. Suspendisse accumsan purus at nibh sodales at tristique turpis commodo. Pellentesque est augue, gravida sagittis rhoncus sit amet, ornare at mauris. Cras ut orci tortor, nec luctus tortor. In vehicula, sem fringilla blandit rhoncus

**Frame Round Border**

Lorem ipsum dolor sit amet, consectetur adipiscing elit. Proin auctor hendrerit turpis. Cum sociis natoque penatibus et magnis dis parturient montes, nascetur ridiculus mus. Suspendisse accumsan purus at nibh sodales at tristique turpis commodo. Pellentesque est augue, gravida sagittis rhoncus sit amet, ornare at mauris. Cras ut orci tortor, nec luctus tortor. In vehicula, sem fringilla blandit rhoncus

**Frame Gradient**

Lorem ipsum dolor sit amet, consectetur adipiscing elit. Proin auctor hendrerit turpis. Cum sociis natoque penatibus et magnis dis parturient montes, nascetur ridiculus mus. Suspendisse accumsan purus at nibh sodales at tristique turpis commodo. Pellentesque est augue, gravida sagittis rhoncus sit amet, ornare at mauris. Cras ut orci tortor, nec luctus tortor. In vehicula, sem fringilla blandit rhoncus

**Frame**

Lorem ipsum dolor sit amet, consectetur adipiscing elit. Proin auctor hendrerit turpis. Cum sociis natoque penatibus et magnis dis parturient montes, nascetur ridiculus mus. Suspendisse accumsan purus at nibh sodales at tristique turpis commodo. Pellentesque est augue, gravida sagittis rhoncus sit amet, ornare at mauris. Cras ut orci tortor, nec luctus tortor. In vehicula, sem fringilla blandit rhoncus

## Multicolumn frames

If you put content into a multicolumn container you can also use the frames but also a frame on the multicolumn itself is possible. Moreover you can find styles and multicolumns, too.

### Frame-Column Background

Duis eget libero quis enim consequat pharetra ut eget nisl. Quisque laoreet sapien eu enim lacinia a sodales nunc fermentum. Phasellus lorem augue, eleifend vel consectetur sit amet, pretium sit amet nunc. Nullam in urna tellus. Morbi aliquet, nisi vel fermentum laoreet, mi nunc sagittis purus, id cursus ligula nisl non dui. Praesent at ante eget augue pharetra fringilla.

Duis eget libero quis enim consequat pharetra ut eget nisl. Quisque laoreet sapien eu enim lacinia a sodales nunc fermentum. Phasellus lorem augue, eleifend vel consectetur sit amet, pretium sit amet nunc. Nullam in urna tellus. Morbi aliquet, nisi vel fermentum laoreet, mi nunc sagittis purus, id cursus ligula nisl non dui. Praesent at ante eget augue pharetra fringilla. Sed eros elit, faucibus.

Duis eget libero quis enim consequat pharetra ut eget nisl. Quisque laoreet sapien eu enim lacinia a sodales nunc fermentum. Phasellus lorem augue, eleifend vel consectetur sit amet, pretium sit amet nunc. Nullam in urna tellus. Morbi aliquet, nisi vel fermentum laoreet, mi nunc sagittis purus, id cursus ligula nisl non dui. Praesent at ante eget augue pharetra fringilla. Sed eros elit, faucibus.

## Boxes

General Appearance Access

**Content Element Layout**

Layout Top Margin Bottom Margin Indentati

List Layout 1 [ ] [ ] Default

Show secondary options (palettes)

Box Default  
 Box Error  
 Box Tick  
 Box Info  
 Box Warning  
 Table Layout 1  
 Table Layout 2  
 Table Layout 3  
 Submenu Layout 1  
 Submenu Layout 2  
 Submenu Layout 3  
 Submenu Layout 4

**This is a default box**

Nunc eu justo ligula. Maecenas condimentum ante at lorem luctus vel fermentum urna adipiscing. Etiam sed tristique ante. Pellentesque semper mollis urna. Aliquam erat volutpat. Fusce quis eros ac eli.

**Info This is an info box**

Nunc eu justo ligula. Maecenas condimentum ante at lorem luctus vel fermentum urna adipiscing. Etiam sed tristique ante. Pellentesque semper mollis urna. Aliquam erat volutpat. Fusce quis eros ac eli.

**Message This is a message box**

Nunc eu justo ligula. Maecenas condimentum ante at lorem luctus vel fermentum urna adipiscing. Etiam sed tristique ante. Pellentesque semper mollis urna. Aliquam erat volutpat. Fusce quis eros ac eli.

**Error This is an error box**

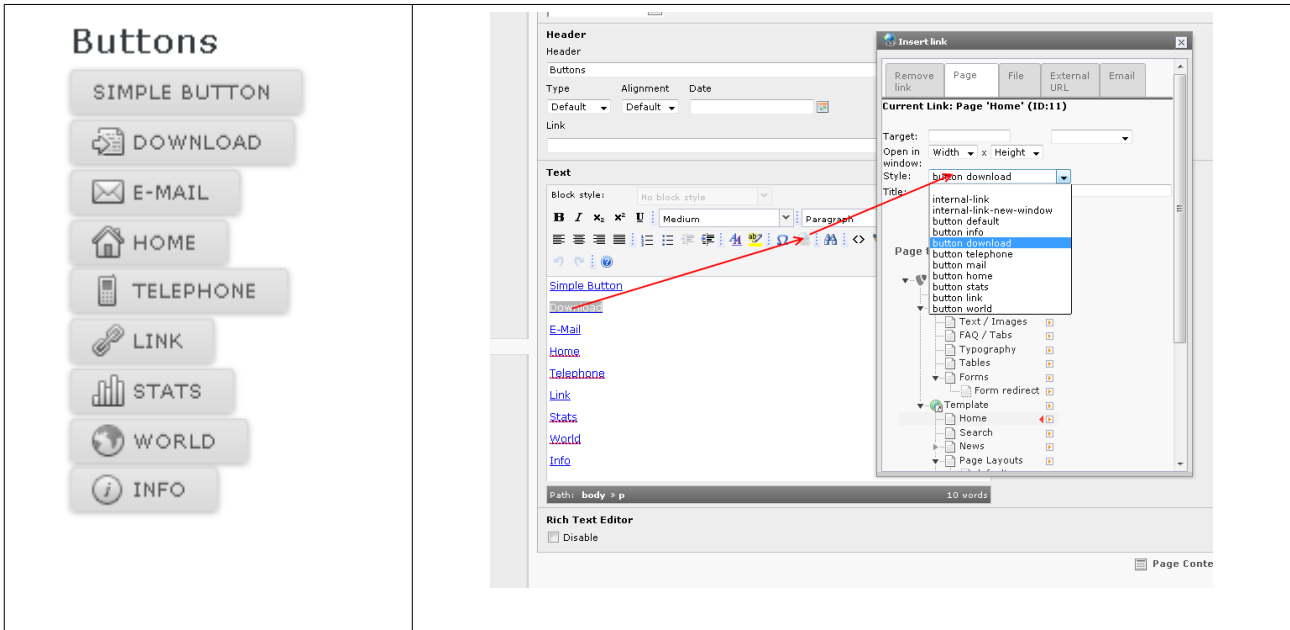
Nunc eu justo ligula. Maecenas condimentum ante at lorem luctus vel fermentum urna adipiscing. Etiam sed tristique ante. Pellentesque semper mollis urna. Aliquam erat volutpat. Fusce quis eros ac eli.

**Warning This is a warning box**

Nunc eu justo ligula. Maecenas condimentum ante at lorem luctus vel fermentum urna adipiscing. Etiam sed tristique ante. Pellentesque semper mollis urna. Aliquam erat volutpat. Fusce quis eros ac eli.

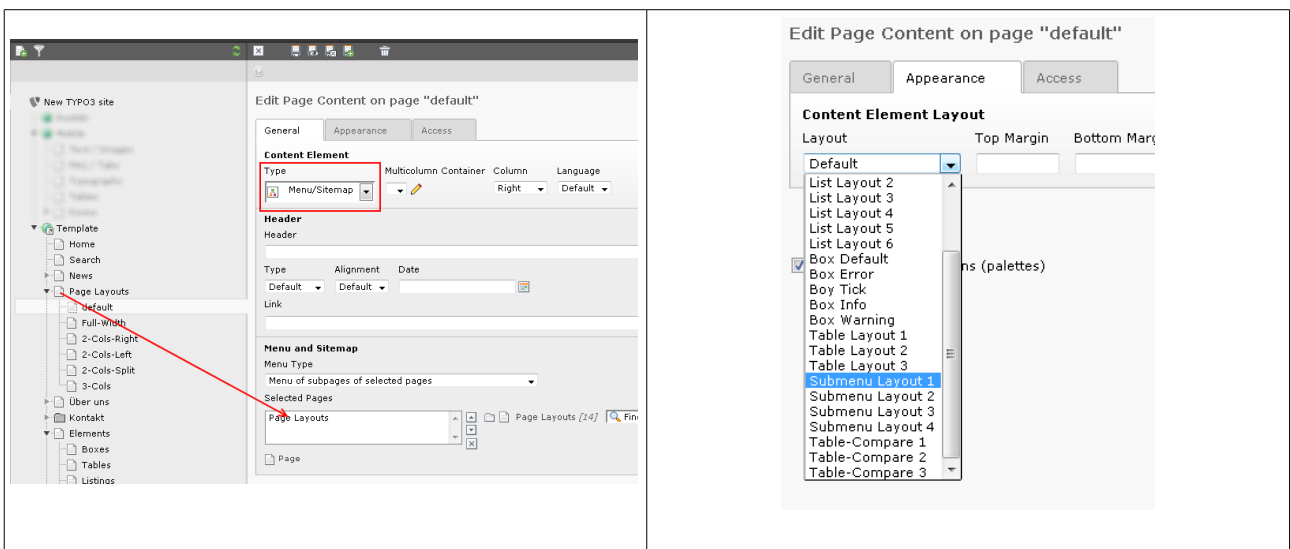
## Buttons

Links in the *RTE Content Editor* can be styled as buttons with icons.



## Submenu

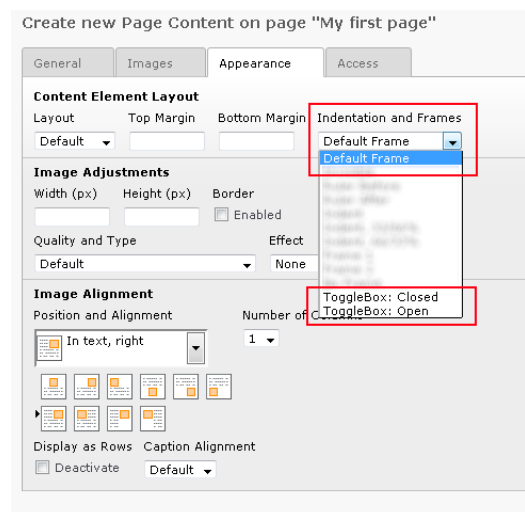
Sometimes you want to have a subnavigation of a pagetree, you can find some menustyles including hover states.



<p>Default = Basic list</p>	<p><b>Layout 1</b></p> <ul style="list-style-type: none"> <li>&gt; Boxes</li> <li>&gt; Tables</li> <li>&gt; Listings</li> <li>&gt; Text / Images</li> <li>&gt; Buttons</li> <li>&gt; Submenus</li> <li>&gt; Frames</li> <li>&gt; Divider</li> </ul>	<p><b>Layout 2</b></p> <ul style="list-style-type: none"> <li>Boxes</li> <li>Tables</li> <li>Listings</li> <li>Text / Images</li> <li>Buttons</li> <li>Submenus</li> <li>Frames</li> <li>Divider</li> </ul>
<p><b>Layout 3</b></p> <ul style="list-style-type: none"> <li>Boxes</li> <li>Tables</li> <li>Listings</li> <li>Text / Images</li> <li>Buttons</li> <li>Submenus</li> <li>Frames</li> <li>Divider</li> </ul>	<p><b>Layout 4</b></p> <ul style="list-style-type: none"> <li>Boxes</li> <li>Tables</li> <li>Listings</li> <li>Text / Images</li> <li>Buttons</li> <li>Submenus</li> <li>Frames</li> <li>Divider</li> </ul>	<p><b>default</b></p> <ul style="list-style-type: none"> <li>Boxes</li> <li>Tables</li> <li>Listings</li> <li>Text / Images</li> <li>Buttons</li> <li>Submenus</li> <li>Frames</li> <li>Divider</li> </ul>

## Toggle-Box

Most content elements can be wrap into a toggle box which can be toggled to open and close it.



Indentation and Frames = „ToggleBox Closed“

Indentation and Frames = „ToggleBox Open“

open

Pellentesque habitant morbi tristique senectus et netus et malesuada fames ac turpis egestas. Vestibulum tortor quam, feugiat vitae, ultricies eget, tempor sit amet, ante. Donec eu libero sit amet quam egestas semper. Aenean ultricies mi vitae est. Mauris placerat eleifend leo.

closed

## Header

//////////////////////////////////// **Layout 1** //////////////////////////////////////  
Maecenas condimentum ante at lorem

//////////////////////////////////// **Layout 2** //////////////////////////////////////  
Maecenas condimentum ante at lorem

- - - - - **Layout 3** - - - - -  
Maecenas condimentum ante at lorem

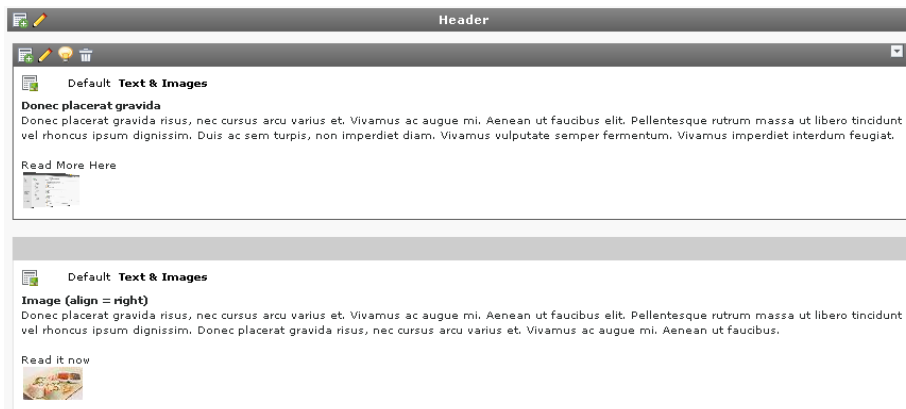
..... **Layout 4** .....  
Maecenas condimentum ante at lorem

## Postits

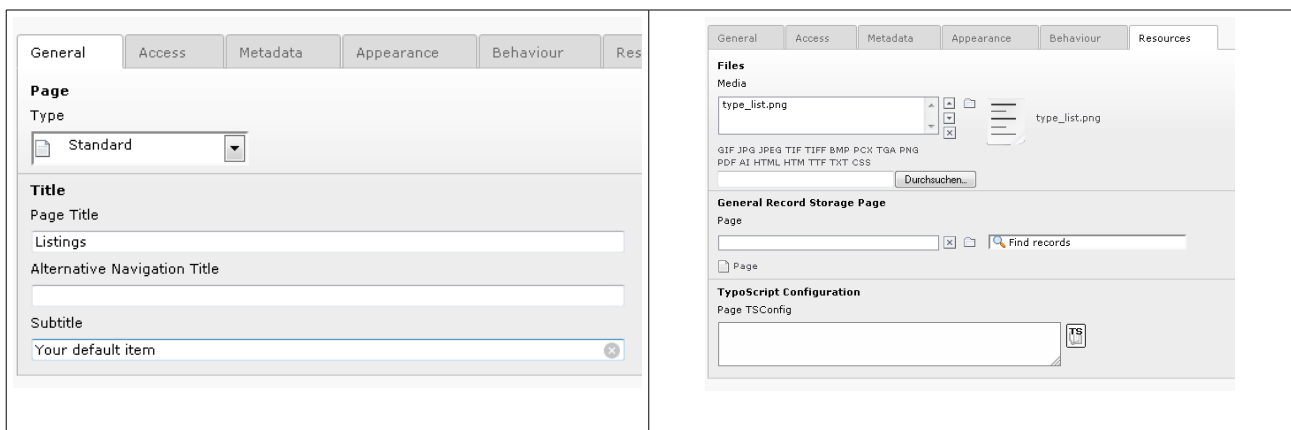


## Header: Content cycle

All content elements in in *Header Column* will automatically displayed as a content cycle. Simply use normal content elements and put it in the column. On empty Header Column a fallback header is generate with a Title, Subtitle and image icon. See pictures below.

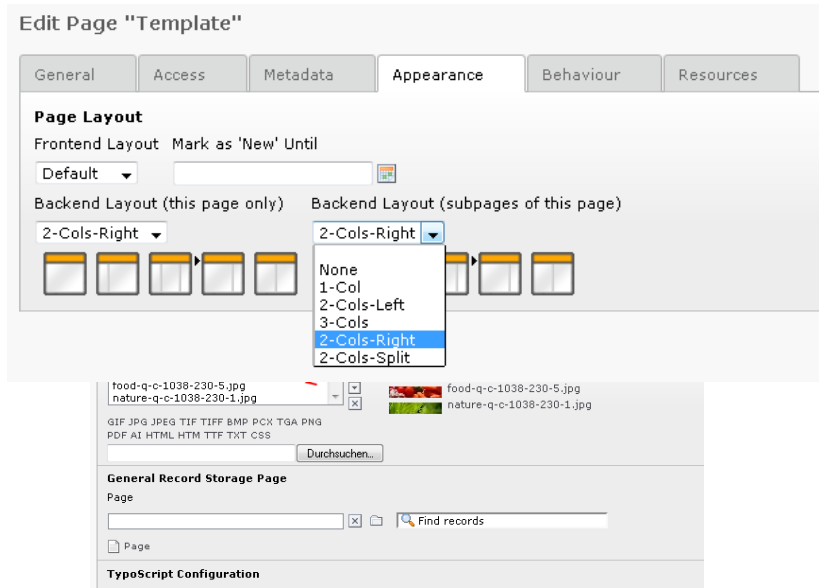


You can change the cycle effect in the constants: *fade*, ...



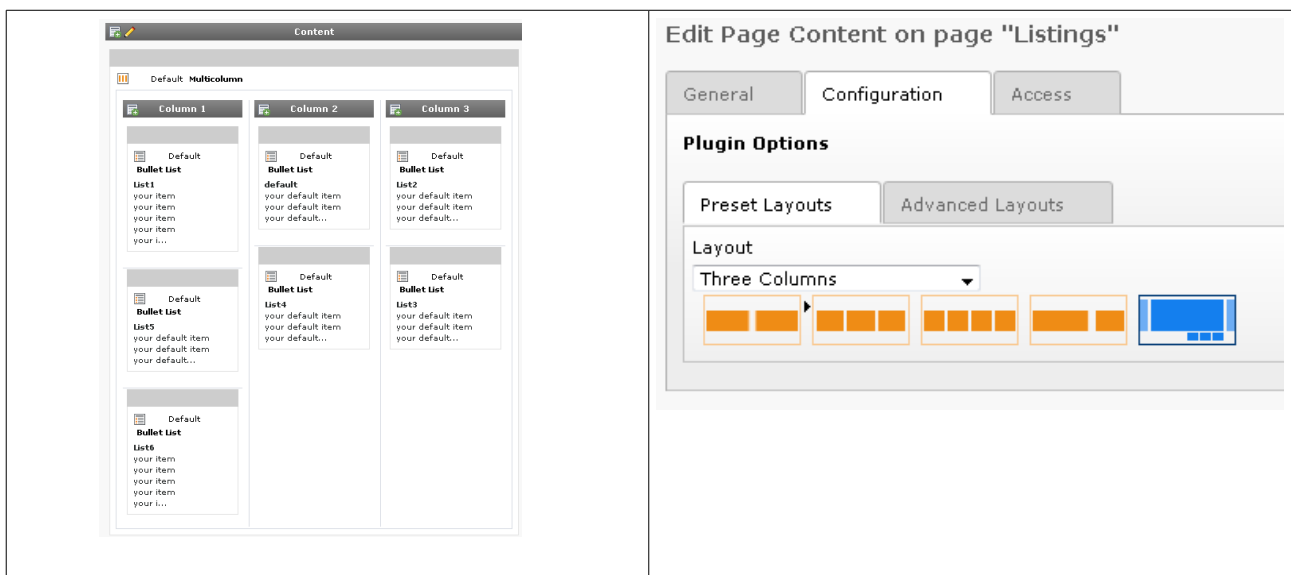
## Page Layouts and grids (multicolumns)

You can set page layouts on each page or page tree. They are called „backend\_layouts“. To set them open the *Page Properties* and set the layout:



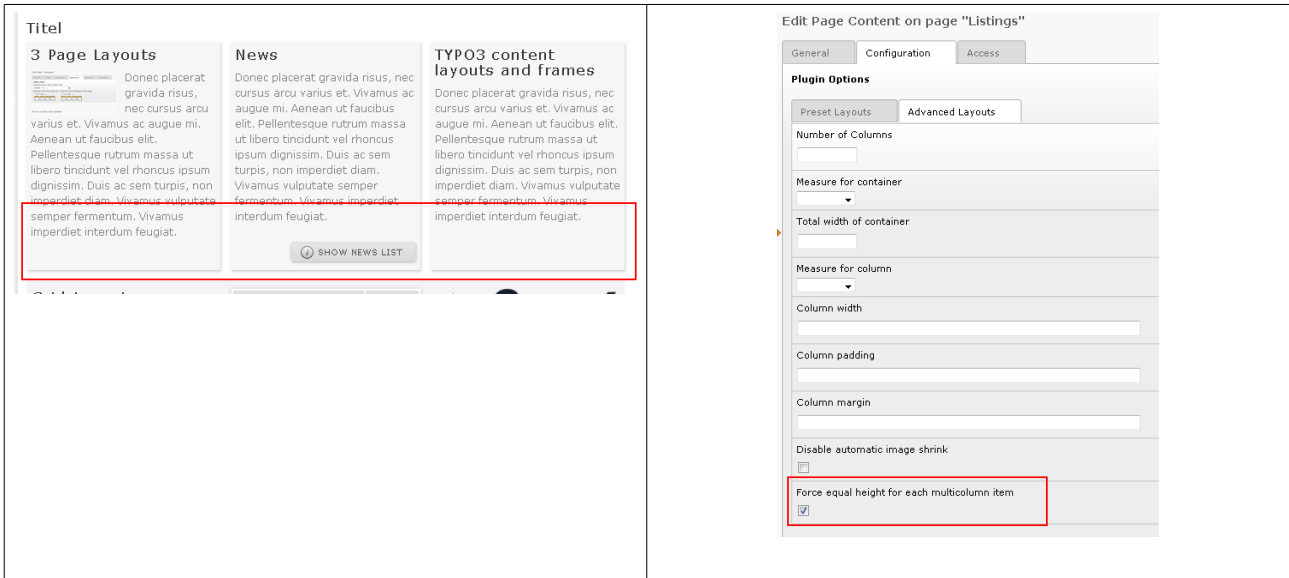
## Columns in content

Also columns in content can be used, with the help of the multicolumn extension. All needed configuration is included in this template.



## Same height of content elements in columns

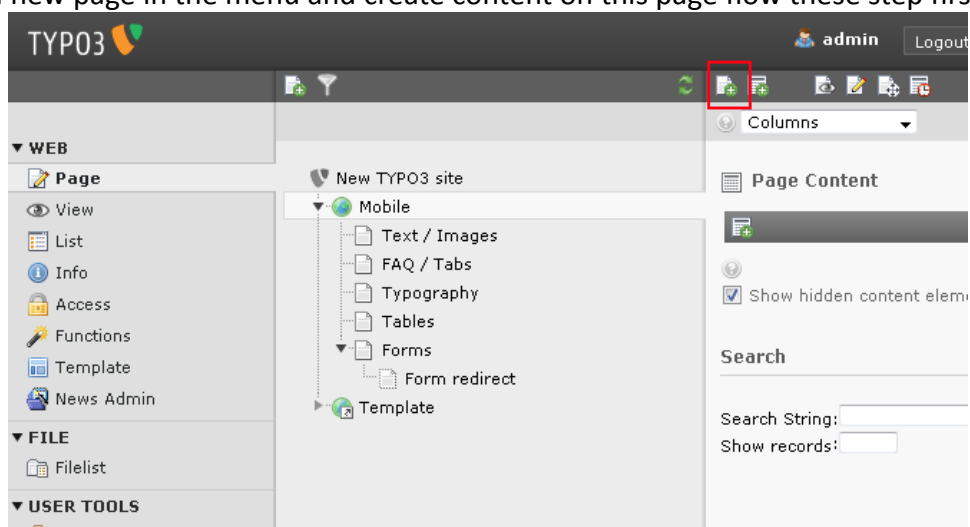
If you use frames and boxes it is also possible to get equal heights on the elements.

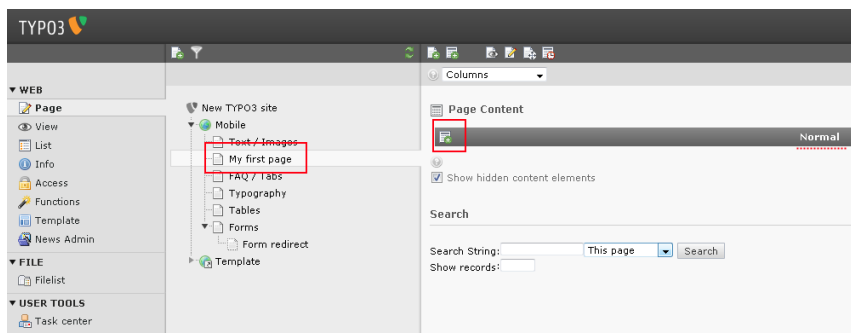
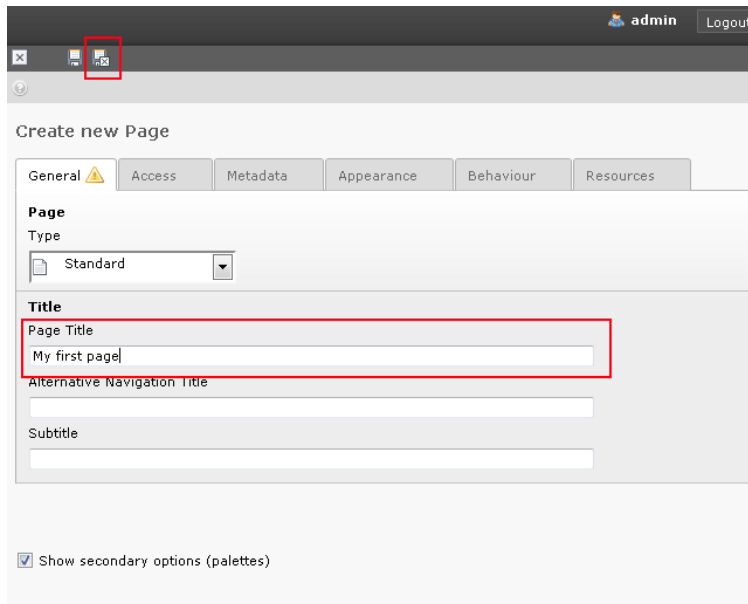
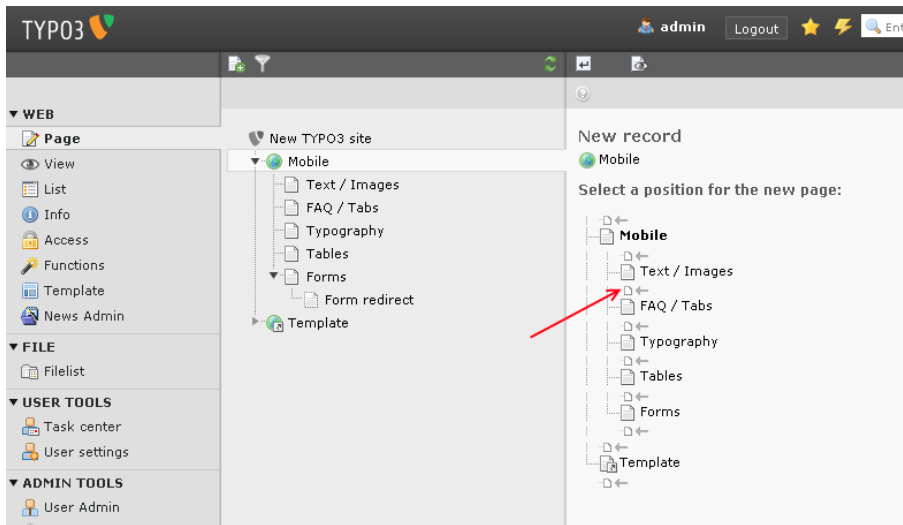


## TYPO3 (fast tutorial)

### Create a new page

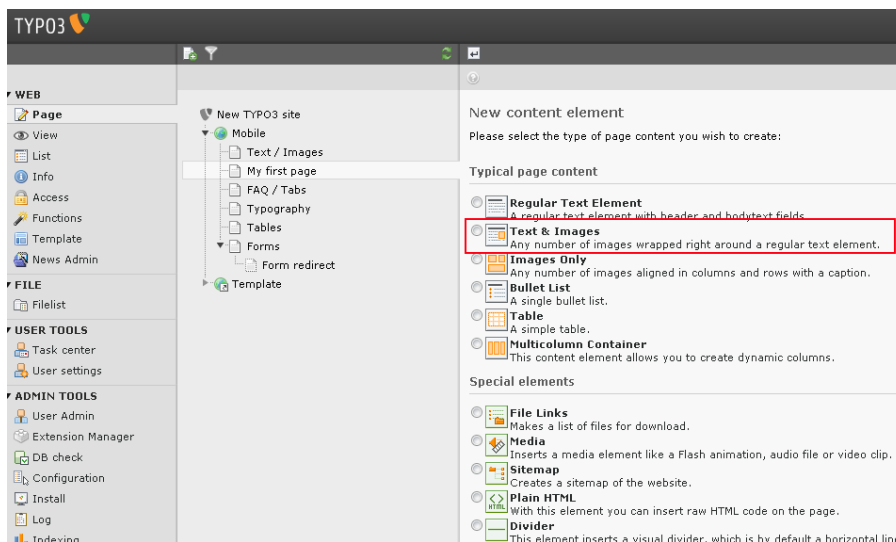
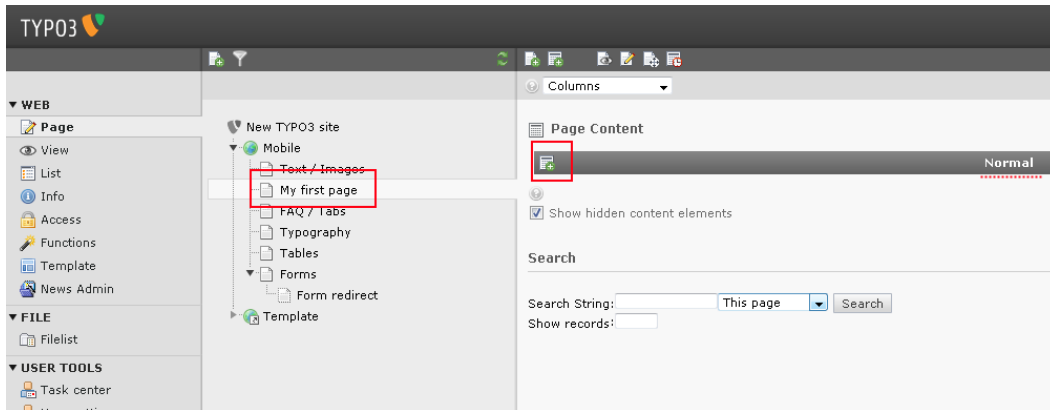
To create a new page in the menu and create content on this page flow these step first

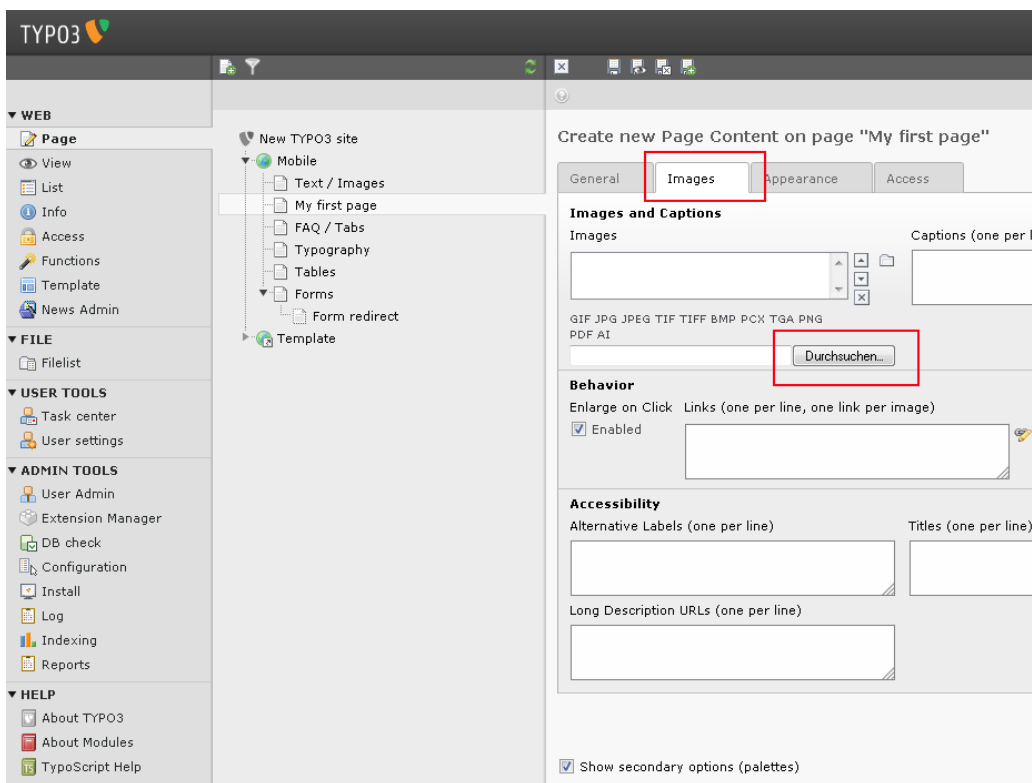
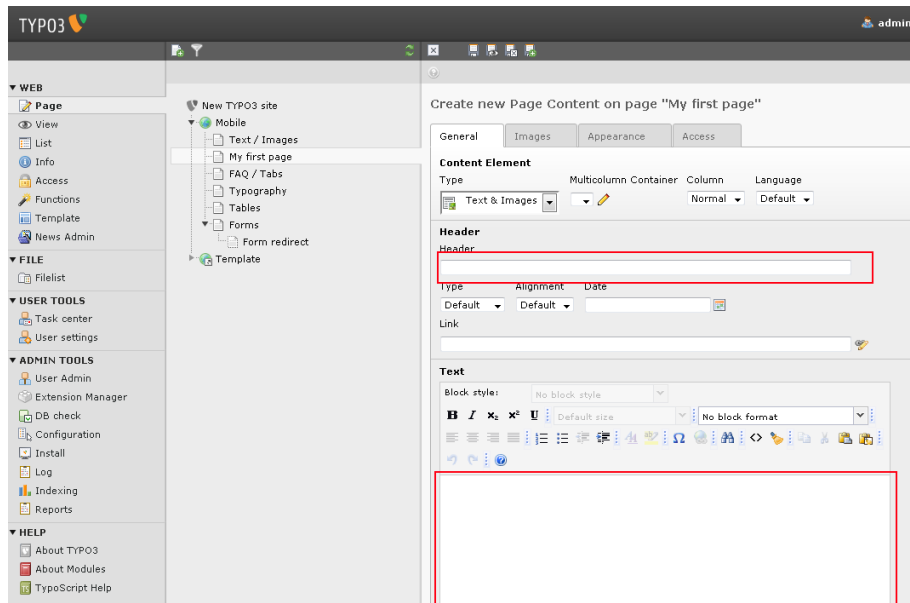




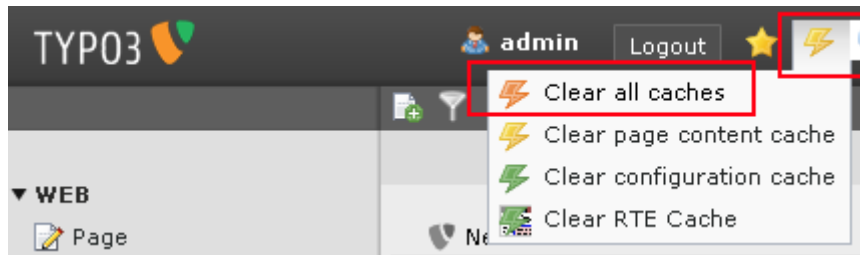
## Add new content to page

To add a new content to page follow this steps. *(Keep mind that every page can have multiple elements)*





Some content elements provide additional tabs on which you can attach images to content. You can also set how they should be displayed (right, center, intext, below, ...). These options can be found on the *Appearance* tab.



Finally *Clear the Cache* on TYPO3 if you do not see any change on the page.